

Pathology News

Vol. 5 #9

September 1998

September 1998

MastHead Info

Pathology News
Department of Pathology, Richardson Labs
Queen's University, Kingston, Ontario K7L 3N6
Canada

<http://www.path.queensu.ca/>

Published monthly, Circulation 140
For article submissions please see last page

We publish only that which is submitted! (There are no expense accounts and no reporters) If there is no news about your area that means we haven't received any!

410 days until 1999 December 31


Sir John A MacDonald Statue in the Park

In this issue...

MastHead Info	1
Upcoming Events	1
From The Head	1
FYI	4
Positions Available	5
Positions Wanted	6
Research News	6
Grants'n'Such	6
Network News	8
Article Submissions	11

Upcoming Events

Holiday! Monday
October 12th
Thanksgiving Day



From The Head

The Queen's
University Internal

Academic Review of the Basic Medical Sciences is slowly struggling towards its conclusion. External consultants from Dalhousie and UBC were given two days in December 1997 to review the six Basic Science departments which include Pathology. They were overwhelmed with the amount of information provided. Their critique had multiple misunderstandings and most importantly an absence of objective comparative data. I have included a lightly edited letter written by Sam Ludwin and me in January 1998 to the Head of the Internal Review Team, Dr. Malcolm Stott in response to the External Reviewers' report. As part of the university process, this team receives the external consultant's report and then issues their report to the university. We have recently received their draft report. They concluded that Pathology was "a strong research department" and that "we rank well in Canada as a research department". They suggested a greater emphasis on PhDs within our Graduate Program and a larger number of Postdoctoral Fellows. Their report and

the basic medical sciences response will be published in the Gazette prior to Christmas.

**To: Dr. Malcolm Stott, Chairman, Review Team
Department of Physics
From: S.K. Ludwin, MD and P.N. Manley, MD
Date: 1998 January 19
Subject: Internal Academic Review**

Dear Dr. Stott:

Thank you for the draft assessment of the external consultants for the Internal Academic Review. We appreciate the enormous amount of work that the external consultants did, and the complexity of dealing with the large volume of material. We believe that in many respects they have done an excellent job of sifting through this information, and that they have recognized many of the strengths and weaknesses of Life Sciences and Basic Medical Science Programs. Some of their recommendations are to the point and appropriate.

We must however, register our disappointment at the treatment of the discussion pertaining to the Department of Pathology. The Department of Pathology, being largely a clinical department with important connections to the Basic Sciences, has always had a minor but important role in the basic medical science and life sciences program. It was in order to provide unity and to strengthen this program that we agreed to be a part of the Internal Academic Review Assessment with the Basic Sciences. Our documentation was prepared in a way specifically to point out those elements of our department which were relevant for the basic medical science program, and to differentiate those of the clinical aspects of our department that were irrelevant to this program. We also provided numerous examples of benchmarks, not only within the university, but more importantly (and we believe uniquely), areas where our comparators referred to pathology departments across the country. It is obvious that the assessors did not take this into consideration at all. We would therefore like to

reiterate at an early stage our objections to some of the conclusions and to set the record straight.

The most obvious misunderstandings have occurred in the sphere of research, as noted on pages 6 and 7 of the Internal Academic Review. There has been no benchmarking that considers the number of faculty in the Basic Sciences and in each department. We are a small Faculty and should be compared to others relative to Faculty size.

The Pathology department is currently granted to over \$3,000,000 which is 50% higher than the Biochemistry department in actual amounts. Although there are nominally 31 FTE members listed in the Department, the majority of these are paid by the Hospital to do clinical work. Approximately 7 of our faculty fulfill functions similar to those in the Basic Sciences. A better way of comparing this, (which can be easily done from the summary statements submitted by each of the departments), is that for Pathology, the ratio of grant support to the amount of total University salary funding is 4.4, and the ratio of grant support to faculty salary provided by the University is 6.8. This compares, for example, with figures of 1.7 and 2.1 respectively in the department of Biochemistry, (a department rated by the external review team as the highest). We were the only department to provide external comparators. (This is appended again to this note.) As will be seen from our ratio of grant support to faculty, as well as graduate students to faculty, etc. Queen's is in the top tier of pathology departments (the figures here are total faculty and are compared with other pathology departments (as provided to us for 1995/96 by other universities), as opposed to the use of university funded salaries which we have used in comparing data to other departments in Queen's basic medical sciences). There are numerous other indicators of our research excellence. Members of the Pathology Department have won the Queen's Research Excellence Award five times (Drs. DeBold, Giles, Deeley, Cole and Kisilevsky). There is no other department at the Medical School

that has had even more than one such winner and none as high in the entire University. By any reckoning, in terms of research productivity, this department has to be ranked in the top tier. By extension, in addition, using fair comparative data, we believe the overall ranking of the Basic Sciences together will be much better than 12/16.

The assessors were also wrong in their assessments of the lack of interdisciplinary research groups, and collaborations between basic and clinical departments. While this may be true for other departments, it is certainly not so for Pathology. Dr. Giles founded the Hemostasis group, which has been among the most successful at the university. He was responsible for attracting and hiring people not only in the department of Pathology, but also in the departments of Biochemistry (where Drs. Nesheim and Koschinsky have been among the most productive in that department's funding program), but also in the department of Medicine. The Cancer Group was founded in the department of Pathology and has attracted Faculty to Biochemistry, Oncology, Pharmacology and Medicine. Dr. Kisilevsky's group on amyloidosis is formally comprised of people in Medicine and Chemistry and has attracted significant venture capital funding. A Human Molecular Genetics grouping based in our Department, comprises researchers from Pathology and Pediatrics. In fact, Pathology is the prototype of the department that has "formal" collaborations between basic sciences and clinical departments as can be seen from these groups. While physical separation to a certain degree does occur, the Pathology department is based in Richardson Labs and in the Hospital in the Syl Apps Wing, as well as Botterell Hall, which is not noted by the reviewers, and therefore right at hand to the hospitals and members of the clinical departments.

While agreeing with the need for central strategic plan and vision, it should be noted that some of the most successful groups at the University, include those of hematology and

molecular genetics, as well as the amyloidosis group of Dr. Kisilevsky, all of which have been internationally recognized, have attracted multiple scientists to Queen's and have formed very strong groups, and won numerous prizes (see above). These all thrive outside of the focussed research areas elucidated on page 8. While we agree with the idea of focussing, this should not be used to in any way restrict already strong groups, which have achieved the kind of prominence that some of the designated areas should aspire to.

We would also point out that interdisciplinary graduate programs are present within our department, namely the program in Cancer Biology, which is taught with numerous courses and input from across multiple departments. However, we do agree that this does not constitute a formal degree granting program.

Finally, we agree with the statement that the level of external graduate student awards in the Basic Medical Sciences is low. We would put in a plea, however, for the students working with basic medical scientists in our department, to have the same opportunities as do other Basic Science departments for access to NSERC funds which are currently denied to anybody taking a degree in a clinically designated Department. We believe that this is unfair and discriminates against our students being able to seek such external support.

We hope that this answers some of the questions and clears up some misconceptions about the performance of our department. We would be happy to discuss this further with the Committee.

BENCHMARKS/COMPARISONS

The development of meaningful comparisons is difficult for the educational and service aspects. However from an academic standpoint, the generation of external competitive funds, and numbers of graduate students provide a reasonable basis for comparison between Departments within the University and at a wider level.

The data for within the University are known to the Dean and Vice-Principals - however, it is fair to add that the external funding attracted to the Department is among the highest in the Faculty, both as an absolute number and as a ratio of funding per FTE (**Primary**).

For external comparative purposes, we have obtained information from as many schools as possible comparing figures over the last few years. The years do not correlate precisely from institution to institution.

	Queen's	U of T	UBC	UWO	McGill	U Man	Dal
FTE Faculty (Primary appointments)	29	140	120-140	25	40	31	10-30 (unclear)
Number of Residents	10	29	35	13	15	9	16
Number of Grad Students	26	62	44	6	23	6	10
External Research Funding	\$2.8m* (95/96)	\$5m (95/96)	\$8.6m (95/96)	\$750,000 (95/96)	\$2m	\$1.8m (96/97)	\$575,485 (96/97)
External Funding/FTE	\$96,550	\$35,714	\$66,153	\$30,000	\$50,000	\$58,000	\$28,750

* This figure refers only to funding attracted by FTE's with **Primary** appointments in Pathology. Our current funding is 3.3 million; funding in 1996-97 was 2.3 million.

The Queen's Department of Pathology ranks as #1 in Canada in benchmarks of the ratio of external funding and of graduate student numbers to FTE Faculty.

P.N. Manley, MD

FYI

New Phone Exchange

The new exchange, 533, is part of a consolidation of Queen's phone system, which will also see five-digit internal extensions introduced during the Christmas break in December 1998.

If you are ordering new stationery or business cards ask Kevin or Marg for your new internal number.



20 years - Regina Zelizniak
 15 years - Dick Bayly
 10 years - Lisa Fregeau,
 Shashi Gupta, Janet MacPhail

KGH Medical Director
 Dr. S.K. Ludwin has accepted
 an appointment as Medical
 Director at KGH effective

1998 September 14.

QUSA rep needed

Queen's University Staff Association seeks a replacement research contract representative for the current term, which ends April 30, 1999. If you know of someone who would be interested, please contact the QUSA Office at 2215.

School Cancer Conference

The following is an excerpt of a letter from Dr. M. Padmos. "I want to record my appreciation for Bruce Elliott's contributions to the Oncology Program specifically with respect to development and implementation of our annual School Cancer Conference. The Cancer Conference idea was proposed by Bruce and Elizabeth Eisenhauer in 1994 and started with a pilot project at Winston Churchill and Vanier schools for Grade 7 and 8 science students. In succeeding years the program has expanded to be offered in four area public schools to Grade 7 students as part of their science curriculum. The program now includes four integrated units covering cancer biology and causation, diagnosis and treatment, research and careers. The project has brought together a wide variety of staff from the Cancer Centre Research laboratories and teachers from the participating schools. It has attracted the attention of major corporate sponsors who are interested in, but not yet committed to, production of the curriculum in a CD rom format for wider distribution. My hat is off to Bruce Elliott for his original idea and continuing development of this project which he co-chairs with Siobham McArdle, our Clinical Instructor in the Cancer Centre."

Service Milestones

Vice-Dean

Dr. David Walker has accepted the position of Vice-Dean of the Faculty of Health Sciences succeeding Dr. Geoff Flynn.

KGH Foundation

The KGH Foundation is holding a Black Tie Evening on Saturday, October 3rd at the Ambassador Hotel and Convention Centre. Through this event, the KGH Foundation, a group of volunteers, has raised approximately \$450,000 over the last 14 years. This money goes directly to equipment, etc. that is used every day. Everyone is encouraged to attend and give their support.

Positions Available

A Post-doctoral research assistant, or possibly a recent MSc graduate, for work on transgenic mice lacking the enzyme calpain. Experience in at least some of the following areas is desirable: molecular cloning, immunoblotting, tissue culture of eukaryotic cells and cardiac physiology. The appointee will study the cell biology of embryonic stem cells and cells from mouse tissues with respect to calpain function; and will be required to collaborate smoothly with biochemists, cell biologists, and physiologists in characterizing the null-calpain phenotype in the whole animal and in isolated tissues and organs. Please send a brief note, including a 2-3 page career summary by hand or e-mail to Drs. J.S. Elce, Dept. of Biochemistry, Botterell Hall, Room 644, e-mail: jse@post.queensu.ca

Queen Elizabeth II Health Sciences Centre Pathologist

- The Department of Pathology and Laboratory Medicine of the Queen Elizabeth II Health Sciences Centre in Halifax, Nova Scotia is seeking a pathologist with nephropathology as a subspecialty interest. The pathologist would provide nephropathology expertise to a large (7), active group of nephrologists. The position involves undergraduate and postgraduate teaching responsibilities and opportunities for research. Canadian certification in AP is required. Interested individuals are invited to write to:

Dr. Michael Moss, Head, Department of Pathology and Laboratory Medicine, QEII HSC, Mackenzie Building, 5788 University Avenue, Halifax, NS B3H 1V8.

Neuropathologist - The Department of Pathology and Laboratory Medicine of the Queen Elizabeth II Health Sciences Centre in Halifax, Nova Scotia requires a full time neuropathologist to fill a vacancy brought about by retirement. Position availability is negotiable but it must be filled prior to 1 July 1999. The position is primarily a service position but an active academic commitment is expected. The service role consists of performing neurosurgicals and neuro-autopsies and providing a neuropathology consultation service for the Maritime provinces. The position entails substantial postgraduate teaching. Canadian certification in neuropathology is a requirement and Canadian certification in AP would be an asset. The successful applicant will hold a Faculty position in the Dalhousie University Department of Pathology. Persons interested in this position are invited to apply to:

Dr. Michael Moss, Head, Department of Pathology and Laboratory Medicine, QEII HSC, Mackenzie Building, 5788 University Avenue, Halifax, NS B3H 1V8.

Positions Wanted

Research Position

Mrs. Jyoti Kotecha is looking for a position in a research laboratory. Her areas of expertise are analytical chemistry and Diabetes research. If you are interested and would like to see a copy of her CV see Barb in Dr. Manley's office.

Research News

Applications for Sabbatical and Academic Leave Sabbatical and academic leave applications for all members of faculty (clinical and bargaining unit members) are due in the Vice-Dean's office by Friday, October 30th. The Vice-Dean will review the departmental recommendations and make every effort to reach a decision and inform each applicant, in writing, by Friday, November 15th. Application forms can be picked up from Barb in Dr. Manley's office.

Richardson Research Seminars

Tuesday at 4:00 pm in Richardson Amphitheater

Sept 08	Orientation for Graduate Students
Sept 15	No seminar
Sept 22	Ms Angela Keightley, Graduate Student
Sept 29	Dr. Andrew Craig, Postdoctoral Fellow
October 6, 1998	Dr. David Lee, Div. Hematology
October 13, 1998	Mr. D. Hipfner, Graduate Student
October 20, 1998	Dr. Trang Hoang, IRCM at U. of Montreal
October 27, 1998	Mr. L. Fraser / Mr. R. St. Onge, Graduate Students
November 3, 1998	Dr. P. Hamel, U. of Toronto
November 10, 1998	to be announced

November 17, 1998	Mr. J. Gui, Graduate Student
November 24, 1998	Dr. M. Rutherford, Resident K.G.H.
December 1, 1998	Dr. Geoff. Pickering, U. of Western Ontario
December 8, 1998	Ms C. Li / Ms K. Tompkins, Graduate Students
December 15, 1998	Dr. Greg Ross
December 22, 1998	cancelled

Seminar Series for Residents and Graduate Students

A course has been organized for residents and graduate students on legal and ethical issues entitled "The Health Professional: Legal and Ethical Issues". There is no registration involved for this lecture series. The course runs from September 3, 1998 to December 10, 1998 from 4:30-6:00 pm every Thursday, in the Connell 10 conference room. The schedule has been posted on the Richardson 3 bulletin board.

Grants'n'Such

Botterell Fund - November 2, 1998
 Garfield Kelly Cardiovascular Research and Development Fund - November 2, 1998
 Violet E. Powell Fund - November 2, 1998
 For further information and application forms see Barb in Dr. Manley's office.

Research Conference Travel Awards & ARC/PDF Postdoctoral Fellowships

Conference Travel Award deadline is **September 15, 1998**. For information and application forms visit their web site:

<http://www.queensu.ca/vpr/info.conftrav95.doc> or
<http://www.queensu.ca/vpr/info.conftrav.doc> or
<http://www.queensu.ca/vpr/info.conftrav.wpd>.
 ARC/PDF Postdoctoral Fellowship deadline is

January 15, 1999. For information and application forms visit their web site:
www.queensu.ca/vpr/info.postdoc.doc or
www.queensu.ca/vpr/info.postdoc95.doc or
www.queensu.ca/vpr/info.postdoc.wpd.

Canadian Cystic Fibrosis Foundation

Grants and awards are available in the following categories: research grants, scholarships, fellowships, graduate studentships. The deadline for applications is **October 1, 1998**.

Special Research Program: The Canadian Cystic Fibrosis Foundation is pleased to announce the launch of a new incentive grant programme for CF researchers, the research effort spearheaded by the Thompson family in memory of Rob Thompson, who lost his battle against cystic fibrosis this year.

The purpose of this new programme is to encourage the development of new insights into Burkholderia cepacia, and the 'B. cepacia syndrome' in cystic fibrosis. **Special Travel**

Grants: subject to the availability of funds, special travel grants may be awarded to CCFF-supported scholars, fellows, and students, for each year of their award, upon written application. Applications should be made in the form of a letter, and must be submitted prior to the proposed travel. The letter should indicate the conference or meeting for which the grant is requested; should state whether the applicant will be making a presentation; and should include a proposed travel and accommodation budget. A letter of endorsement from the supervisor is also required. Applications may be submitted at any time but the Foundation should be consulted in advance with respect to the availability of funds. For further information visit their website:

<http://www.dal.ca/~cfwww/intro/intro.htm> or call Laurie Vaughan-Evans at the ORS at 6081.



Duncan L. Gordon Fellowships Program

The goal of these awards is to train physicians and scientists at the

postdoctoral level who will go on to establish and enhance programs and services which will advance patient care, teaching and research in children's hospitals and general hospitals across Canada. Deadline: **October 1, 1998**. For more information visit their Hospital for Sick Children Foundation website at www.sickkids.on.ca

Kidney Foundation

Operating grants and fellowships - deadlines **October 15, 1998**. Visit their website at www.kidney.ca or contact the office of research services at 6081.

Robert Morrison Fellowships for Basic Research in Neuroscience

The Grass Foundation - This fellowship supports two years of supervised research in mammalian and/or human neurophysiology. Applicants must be MDs who have been accepted into or just completed a residency training program in either neurology or neurosurgery. The research may be combined as part of the residency program or as intensive supplemental years. Deadline - **no later than November 1, 1998**.

Astra-Pharma Inc.

Astra-Pharma Inc. and the MRC/PMAC Health Program have joined together with the Multiple Sclerosis Society of Canadian and the Canadian Congress of Neurological Sciences to support biomedical research relevant to neurology. The deadline for applications is **October 1, 1998**.

Astra-Pharma Inc.


Astra-Pharma Inc. and the MRC/PMAC Health Program have joined with the Alzheimer Society of Canada and the Canadian Congress of Neurological Sciences to support basic research aimed at further advancing biomedical research in Canada. The deadline for applications is **October 15, 1998**.

For further information on any of the above agencies you may also contact Laurie Vaughan-Evans at the Office of Research Service at Queen's 6081.

Office of Research Services

For the past several months, the ORS has been exploring more effective and efficient methods to communicate research funding information to University researchers. They have concluded that a list serve system is the best method of getting important research funding information to faculty members. The system will be phased in over the next two months, with the objective of being fully operational by the end of October. The new list serve system will have the following features:

- 1) all funding opportunity information will be posted on the list serve as soon as information is received by ORS,
- 2) all funding alerts posted on the list serve will simultaneously be posted on the ORS web page. The URL for the funding opportunities will be provided in the funding alert, all funding alerts will be sent to all Departments by way of the list serve. Departments can then decide which



Luckily we have several DNA resources available!

Network News

Main Departmental File Server Pathology Replacement the weekend of August 8-9

The switchover has happened although not without a lot of pain.

Where we sit 5 weeks later is almost where we were before we started. Give it another 2-3 weeks and we'll be past that point.

research funding opportunities apply to their faculty members and pass on the information electronically,

- 3) individual researchers can sign on or remove themselves from the list serve,
- 4) the list serve will only allow one way communication. All postings will be made by the ORS to ensure accuracy,
- 5) departments who prefer hard copies for posting or mailing can print the message from the ORS web page or simply cut and paste from the list serve message.

For instructions on how to sign on or remove yourself from the list serve, see the ORS web site at www.queensu.ca/vpr under "Join Queen's Funding News" for instructions.

If you have any concerns or questions contact Bruce Hutchinson at 7314 or hutchinb@post.queensu.ca or Laurie Vaughan-Evans at 6081 or lv8@post.queensu.ca

THE KGH CONNECTION

Douglas 4 leaks some water, Douglas 3 goes swimming.

Meridian Mail Tip:

Tired of having to wait through someone's meridian mailbox voice message? On both the Queen's & KGH systems all you have to do is press the # key once the message has started and it will dump you into the leave-a-message beep.

Do you have an account at post.queensu.ca?

Date sent: Tue, 1 Sep 1998 13:55:29 -0400
 Send reply to: rick.pim
[<rick@post.queensu.ca>](mailto:rick@post.queensu.ca)
 From: rick.pim [<rick@post.queensu.ca>](mailto:rick@post.queensu.ca)
 Subject: [DCREP-L] account security on post.queensu.ca

Starting in July, we started experiencing a rash of break-ins to accounts on post.queensu.ca from all over the world.

In early august, I sent a note to the departmental computing reps that announced this, and added that in all cases that we have been able to document, this was made possible because the owners of the accounts had passwords that could be guessed.

I hoped that that note would have prompted people with guessable passwords to take action, but this has not happened to the extent I had hoped. As a result, we are going to take further action.

Starting Sept 3, we will be modifying the accounts with currently guessable passwords to print an error message upon attempted login -- an error message that directs the account holder to phone the help desk. At the help desk, they will be given an explanation of the problem, plus the reason that they in particular received the message and a directive to change their password to something more secure. Once this has been done, the account name will be taken and the account will be restored to full functionality.

We are doing things this way so that the people affected will know they are being contacted in an "official" capacity. There are documented cases of people sending mail messages to victims with instructions to change their passwords to something provided. By having them phone the help desk, they will know they are talking to an ITS employee.

The error message that will be generated will look something like the following. If you have anyone encounter a problem which results in this, please have them call the help desk at Q-6666.

An error was encountered with your account. Please contact the help desk at Queen's local 6666 and mention error #980901.

Date sent: **Mon, 14 Sep 1998**
10:15:04 -0400
Subject: **[DCREP-L] Services Update:
Micro Repair, Onsite Support,
Microcomputer Sales**

Hi folks,
It's important that staff and faculty are aware of how busy these areas are right now, so I'm asking that Dcreps pass this information on to the rest of their departments. The first few weeks of September are always busy for the entire campus. Each fall seems to get busier for ITS as new services are launched and more and more students

need to get themselves established early so they can get on with their studies.

Microcomputer Repair

The repair shop did their best through the past few weeks staying on top of repair work sent in. The front counter will be very busy this week and perhaps into next week, as many students are bringing their computers in to get set up for Queen's at Home. There are always some unpredictable number of student computers which didn't arrive in Kingston intact, and need some sort of repair. The technicians will continue trying to turn repairs around as quickly as possible. It would probably be best if staff or faculty considering a system upgrade of some kind hold off for a few weeks if possible.

Onsite Support

The Onsite Support staff are trying to respond to support calls as quickly as possible. Many students (see below) elected to purchase or lease from Queen's this year, and we're working hard to ensure any minor problems are dealt with as expeditiously as possible. Once these students are up and running normally, then the Onsite Support team can turn their full attention back to faculty and staff support. Our immediate objective is to make the students a top priority for the next week or two, as it is important that they settle into their first term right away. We will however endeavour to deal with serious problems in departments on a priority basis.

Microcomputer Sales

We were simply overwhelmed by the students' response this year, and are still filling orders this week. The Store staff implemented some changes which made for a much more efficient dispensing of hundreds of computers during the Labour Day weekend. Paul Finn was forced to turn most of his attention to the student business, which may have resulted in delays in responding to departmental

inquiries or orders. There are still several hundred systems to be picked up by students, so the Store will continue to be extremely busy over the next week or two.

Quality Control

 Brian McDonald supervised the configuring and testing of many hundreds of new desktop and notebook computers in the span of less than two weeks, and this quality control measure continues to keep the number of problems to a very small number. We feel this is one of the most important elements of the service we try to provide.

Please Have Patience

 I ask that Dcreps and others in their departments try to be patient as we try to complete all of the system checking, configuring, and sales tasks that are required for the students arriving at Queen's.

Jim Lesslie Manager, Distributed Information Technology Information Technology Services, Queen's University Stauffer Library 11A Phone: (613) 545-2042 E-mail: lesslie@post.queensu.ca

Pathology Library


The Pathology Library Book & Journal Index (along with a bunch of other stuff) is now online and available from your web browser.

From <http://www.path.queensu.ca/> select the Secure/internal area then the pathology library searchable index

or go directly to <http://www.path.queensu.ca/secure/>

then the pathology library searchable index

Access to this is area is currently restricted to internal to the Department workstations only.



1994	494	?
1995	1486	?
1996	?	2725
1997	3893	4399
1998	11875	approx 7000

Article Submissions

SUBMISSION DATE: Pathology News will be mailed to all faculty, housestaff, graduate students, and anyone who requests it on the Thursday following the first Monday of the month. The next deadline date for submission will be **Tuesday October 6th, 1998**

Send items (in order of preference) by: 1) email, 2) floppy disk, 3) paper mail, or 4) FAX.

Please type or print your submission and have it in a form ready to cut and paste into the newsletter. Don't forget to indicate who submitted the information.

RETURN TO:

Email: <kell@cliff.path.queensu.ca>

Regular Campus Mail:

Kevin Kell, Rm. 411, Richardson Labs, Queen's University, Kingston, Ontario K7L 3N6 Canada

FAX: 613- 545-2907

Email traffic in and out of the Department

	July	August
--	------	--------

“REMINISCING AROUND RALPH”

**(In memory of Dr. Ralph Mankovitz) -
Dr. Tassos Anastassiades**

Ralph Mankovitz was born on December 25, 1933 in New York City and died in Kingston on August 5, 1988.

His father, David, was an accomplished violist who played with the Kroll and Dorion quartets. His mother, Eugenia, studied painting and developed a striking, individualistic style of city scapes and some of the canvases can still be viewed in their downtown home. These cultural influences probably played an important part in Ralph's life as his artistic side surfaced more prominently in the latter part of his life.

Ralph went on to study physics in City College of New York, from where he graduated with a B.S. in 1956. He caught Helga's attention in a German class in 1955 at the City College and he's held her attention ever since! He then moved to California where he obtained an M.S., again in physics, from the University of California. From there on to Washington University, St. Louis, Missouri, where he started his Ph.D. work in molecular biology. According to one of his Professors who has recently written about that period, Ralph was not the best student, but was the most interesting and energized the whole class with his discourse. A comment from the same source, best brings out the irascible character of Ralph that so many of us were familiar with during his life: "I wish I believed in God so I can (still) picture Ralph somehow managing to be as ever polite and relentless at the same time, demanding explanation".

Ralph completed his PhD work in the Biology Dept. at SUNY, Buffalo, NY, having followed his PhD supervisor there and remained in Buffalo for a number of years, until 1968. Subsequently, he did a post-doctoral Fellowship in

the Dept. of Medical Biophysics at the University of Toronto. He then came to Queen's as a Research Scholar of the National Cancer Institute of Canada in 1971, in the Department of Pathology, having been recruited by the then Head Dr. Nathan Kaufman, and worked along with Jim Kennedy and other investigators in Building C (La Salle) on Stuart Street. Ralph became interested and focussed on immunosuppressive and immunostimulatory factors produced by malignant cells. This innovative approach to cancer research was coupled with the energetic questioning of each experiment that was his trademark. However, discussions about science frequently were spiced with arguments about religion, politics and culture, thus creating a very fertile ground for thought not only for members of the NCI but also for others that were located within the same building.

In 1977 Ralph suffered a devastating stroke, following a heart attack, which left him with a very limited vocabulary and impaired his ability to read and do traditional mathematics. However, the stroke did not apparently affect his intellect and he always seemed to find a way to communicate his ideas and arguments. He attacked his disability with characteristic energy and innovation and explored every conceivable way to improve his function. For example, he worked out an iterative method of single unit addition and subtraction in order to do arithmetic manipulations. He studied various forms of sign language and contacted and worked with Audrey Holland, the speech therapist and theorist, then in Pittsburgh, who was developing the notion of training the right side of the brain, post-stroke. He visited several times Laura Petito in Montreal, who had tried to teach sign language to the chimp Nim Chimpsky in the 70's (recently covered on the CBC by Peter Gzowski). He also corresponded with Sir Peter Medawar, who also had suffered a stroke, and a number of interesting insights may be found in that correspondence which is preserved by Helga.



Ralph also became very interested in sculpture and in 1980 went to New York and joined the Art Students League Art School where he studied for a year. He sculpted a number of interesting works and then somehow started to pursue the idea of sculpting on tree-trunks. At the time there was an epidemic of Dutch elm disease and quite a number of trunks were left around locally. One such trunk was outside Building C on Stuart Street and was going to be up-rooted as “unsightly”. Ralph resisted that idea and put a great deal of effort converting the dead remnant into a mask-like work of art (*Figure 1*). This work survived for a number of years but was ultimately destroyed by water accumulating in the face of the mask and seeping into the wood, in spite of numerous theoretical solutions proposed by Ralph and some practical applications of the theories. However, another sculpture on a tree-trunk by

Ralph still survives (*Figure 2*). Ralph decided that this sculpture was going to be based on a photograph of a bronze, ancient Greek mask that had been recently discovered in the bottom of the sea, near the port of Pireus. The grainy, black and white photograph of the mask makes up the face plate of a book by the noted Canadian photographer Roloff Beny. Typically, Ralph was not satisfied with Beny’s magnificent photography and dispatched a friend to trace the original in Greece, so that additional angled photographs could be taken of the side of the mask and the tree-trunk sculpture would then have the correct perspective. The mask, which had been moved to different museums, was finally located in a small museum with very irregular hours and the elderly museum-keeper had to be bribed in order to obtain the required photographic views.

Logical solutions to apparently insoluble everyday problems were a Ralph specialty. On one occasion, at a party at the Axelrads, panic struck when it was realized that the sugar was left out from the fruit in pies that were already made and enclosed on all sides with pastry. Not to worry! Ralph obtained a syringe and hypodermic needle and promptly injected the required amount of a



sugar solution through the pastry at multiple sites and, amazingly, the strategy worked perfectly. On another occasion, during a wilderness expedition, there was concern that after breaking out of the camp for a side trip there would be nothing hot to

eat on returning. Not to worry! Ralph, buried a pot of beans over hot stones and, on the return of the campers, the beans were perfectly cooked to everybody's amazement and gratitude.

We will all greatly miss Ralph.

Dr. Ralph Mankovitz is survived by his wife Helga and his daughters Nina and Debby.

An informal memorial service in honour of Ralph Mankovitz will be held on Sunday September 20, 1998 at 1.30 PM at the University Club.

For those that choose to do so, there will be an opportunity to speak about Ralph. There will be light refreshments after the memorial.