

Pathology News

July

Pathology News
Department of Pathology
Richardson Labs
Queen's University
Kingston, Ontario K7L 3N6
Canada

<http://www.path.queensu.ca/>

Published monthly

Circulation 145

For article submissions please see last
page

We publish only that which is
submitted! (There are no expense
accounts and no reporters) If there is
no news about your area that means
we haven't received any!

CONTENTS

| | |
|---|---|
| <i>Upcoming Events</i> | 2 |
| <i>Positions Available</i> | 2 |
| <i>Research Events</i> | 3 |
| <i>Graduate News</i> | 3 |
| <i>FYI</i> | 4 |
| <i>Resident Staff</i> | 5 |
| <i>Research Stuff</i> | 5 |
| <i>Undergraduate News</i> | 6 |
| <i>Grants & Deadlines</i> | 6 |
| <i>KGH News</i> | 8 |
| <i>Library News</i> | 8 |
| <i>Network News</i> | 8 |
| <i>Pathology News Submissions</i> . . | 9 |

Dr. Alessandra Duncan left as the Director of our Cytogenetics Laboratory on July 1, 1997. Alessandra has accepted a position as Director of the Consolidated Cytogenetics Laboratory of the McGill University Hospitals situated at the Montreal Children's Hospital. One of the attractive features of Montreal was that McGill has offered her husband Colin, an environmental historian, an initial term contract for three years. We were unable to have Queen's act quickly enough to come up with a corresponding offer for Colin. Alessandra's loss is a major one and came as a shock to many because, in my memory, none of our hospital based faculty who have been here several years have subsequently left. Alessandra has been extraordinarily productive and will maintain her Queen's appointment and her collaboration with two recently funded research projects through PSI and MRC on Aicardi's Syndrome with co-investigators Mohamed Khalifa and Sherry Taylor.

Alessandra will be returning most Mondays to maintain directorial continuity in the lab and to provide needed diagnostic services. We are also going to have a "how could you go, best wishes" party sometime in the fall.

With Alessandra's help we have already contacted the cytogenetics community in Canada and set up a Search Committee consisting of: Drs. B. Elliott, M. Khalifa, D. Lillicrap, P. Manley (Chair), D. Maurice, L. Shepherd, S. Taylor and Ms. A. Hanley, and will have interviewed two candidates by July 11th. We have a highly recommended locum, Dr. Vera Markovic, who was the Director of the Cytogenetics Laboratory at Surrey Place in Toronto which was recently closed by the Ministry of Community and Social Services. Dr. Markovic will initially be spending Wednesdays and Thursdays in Kingston and will ensure that the close relationship with clinicians will be maintained with appropriately timely



employment equity issues, I would like to take this opportunity to remind all Principal Investigators of appropriate

results.

Upcoming Events

Holiday

Monday August 4th is a Civic Holiday. Queens will be closed as will the Hospitals (Holiday staffing).

Service Milestones

Congratulations for:

25 years

Dianne Kellar - Hematology

Nina Warner - Microbiology

15 years

Colleen Clarke - DNA

Diagnostics

Jame Guthrie - Chemistry

Robert Kendrick - Microbiology

Peggy MacDonald -

Hematology

Joanne McAllister - Cytology

Debbie Rickey - Blood Bank

10 years

Connie Eddy - Laboratory Administration

Sandra Lupton & Mary-Jo

Sergeant-Kerr - Chemistry

Iain Young - Pathology

5 years

Yvonne Dubbleman -

Laboratory Administration

Kitbia Kassim & Linda Oster -

Histopathology

Graduates

Congratulations to **Lee**

Boudreau (Dr. Kisilevsky's Lab, Syl and Molly Apps) on receiving his degree at Spring Convocation.

Congratulations also to John and Laurie Ancsin on the birth of a baby boy.

Congratulations to Dr. Bruce Elliott who has recently received a Principal's Development Fund Award for Visiting Scholars, in the amount of \$1,700.

Positions Available

Dr. Manley recently received the following information from Human Resources:
 "As a result of recent discussions surrounding

Queen's protocol when advertising vacant contract positions, particularly in the local and national media. Under the Federal Contractors Program, Queen's must adhere to certain equity requirements, one of which pertains to advertising. Please ensure that all advertisement outside the University community contain the following equity sentence: *Queen's University has an employment equity programme, welcomes diversity in the workplace and encourages applications from all qualified candidates, including women, aboriginal peoples, people with disabilities and racial minorities.* Other procedures for hiring contract employees are outlined in the Staff Policy Manual beginning in Section 2.3.10. "

Cross Cancer Institute, Edmonton, Alberta

The Cross Cancer Institute is seeking applicants for a joint position as Research Scientist in Experimental Oncology and Assistant or Associate Professor

in the Department of Oncology at the University of Alberta. The successful candidate must have an established research program, or demonstrated outstanding potential to develop a research program, in cellular and molecular biology in an area related to cancer. The successful candidate will have 75% of time protected for research activities. Laboratory facilities will be located in the new research wing of the Cross Cancer Institute. Applicants should submit their curriculum vitae, a synopsis of previous and proposed research and a list of three referees by October 15, 1997, to Experimental Oncology Search Committee, c/o Dr. Carol E. Cass, Chair of Oncology & Associate Director (Research), Cross Cancer Institute, University of Alberta, Edmonton, Alberta, T6G 1Z2. For a copy of the full advertisement see Barb in Dr. Manley's office.

University of Pittsburgh, Molecular Diagnostics Positions

Assistant/Associate Professor (tenured or tenure stream depending upon qualifications) positions at the University of Pittsburgh, Department of Pathology for an MD or MD/PhD with a strong molecular background. Responsibilities include establishment or continued growth of an independent

research program and focused participation in clinical and education activities of an active laboratory molecular diagnostics program which includes oncology, infectious diseases and genetics.

Individuals with interests in molecular oncology and/or cell growth regulation are particularly encouraged to apply. Submit curriculum vitae and names and addresses of three references to: Jeffrey A. Kant, MD, PhD, Director, Division of Molecular Diagnostics, Department of Pathology, University of Pittsburgh Medical Center, S764B Scaife Hall, 3550 Terrace Street, Pittsburgh, PA 15261 USA.

Exploring Science Programme (ESP) at KCVI

This cooperative education programme is designed for students who do well in the sciences and wish to gain day to day experience in real laboratory settings. It will reinforce proper scientific procedures as well as information learned in previous science courses taken earlier in their high school career. Students learn an incredible amount through daily presence in a lab working with researchers, technicians and students. The students will spend the equivalent amount of time at his/her placement as if he/she were taking two credit

courses at school. If you would like to become involved, please contact Tom Monk, Science Department, KCVI, tel. 544-4811 or fax 544-8795.

Research Events

**Department of Pathology Research
Seminars: Tuesdays, 4:00 pm
Richardson Amphitheatre,
Richardson Labs**

DATE SPEAKER

Looks like these are cancelled for the rest of the summer..

Graduate News

Eastern Ontario Masters Degree Program

The University of Ottawa has sent a notice to Queen's asking if there is an interest in the development of an Eastern Ontario Masters Degree Program. At this point in time Dr. David Walker, Office of Continuing Education, Faculty of Health Sciences is asking anyone interested in advanced training in health sciences education through a Masters degree program, to contact him directly as soon as possible.

Videoconferencing

Until April 30, 1998,
Information Technology
Services (ITS) offers access to

all the videoconferencing facilities of Queen's National Executive MBA Program to encourage faculty and staff to explore the advantages of this effective technology, at the lowest cost ever (only \$1.00/minute, some restrictions may apply). For information please call Richard Webb at Queen's 2817.

Education Rounds

Dr. David Walker is preparing the schedule for Education Rounds for the 1997-98 academic year. The purpose of the rounds is to provide a forum for the presentation and discussion of any matter pertaining to academic medical education; thus medical pedagogy of all sorts, including innovations in education, curriculum design, evaluation, teaching methods, or research are welcome. Residents or graduate students involved in medical education might wish to become involved as well. The rounds are held monthly over ten months. Anyone interested in participating please provide Dr. Walker with a brief description of their topic at CME Office, 78 Barrie Street (tel. 545-2540; fax 545-6642).

FYI

Wondering about the construction happening in front

of the Old Main Entrance?

Certain Wings of the Kingston General Hospital have been designated as Historical Buildings and a Historical Commemorative Plaque is to be permanently displayed in front of the Old Main Entrance. The construction for the Plaque is being funded by the Historical Site and Monuments Board of Canada. A ceremony was held on Sunday, July 13, 1997 at 11:00 am with Her Excellency Mrs. Diana Fowler LeBlanc (wife of the Governor General of Canada) speaking.

A newspaper clipping was anonymously left on my desk for what I assume is the newsletter.

"Kuwait University Rector Dr Faiza Al-Khorafi received at her office yesterday Dr. Gloria Dolly, professor of Microbiology at Queen's University."

The "Corrected" Version:

Dr. Gloria Delisle

Dr. Gloria Delisle recently visited Kuwait University to evaluate the doctoral program offered by the Department of Microbiology at KU Faculty of Medicine. This program is the first doctoral program in medicine offered under the aegis of the College of Higher Studies.

Geographical Information Systems Lab

The Queen's GIS Lab will be

hosting the 8th Annual Rabies in the Americas Conference from November 2-6, 1997. The conference will focus on basic scientific contributions and applied research in the understanding and control of this disease. For information and registration, please see their homepage at

www.gis.queensu.ca and look for the links to the Rabies Reporter or contact Peg Hauschildt at the Queen's GIS Lab, Tel. 6031 or e-mail ph17@post.queensu.ca

The Ontario Association of Pathologists held its Annual Meeting on June 13 and 14 at the Isaiah Tubbs Resort in Prince Edward County. Four Queen's Pathology residents presented either platform or poster presentations. Congratulations to Dr. M. Rutherford who shared the first prize award in the platform presentation category for his paper entitled "Expression of transcription factor E2A in human tissue" and to Dr. N. Gill who shared the first prize award in the poster category for his paper "The changing role of the pathologist?" Dr. Dick Zoutman gave a well-received Microbiology presentation on "Antibiotic Resistant Microbes". Dr. Sandip SenGupta began a two year term of office as the new President of the O.A.P. Next year's meeting will be held in

London on June 12 and 13.
Submitted by Sandip K.
SenGupta, M.D.

CAP LABORATORY INSPECTION

The College of American Pathologists (CAP) Laboratory Accreditation Program is responsible for conducting peer - review driven formal inspections of hospital and private laboratories, largely in the United States. Recently, five members of Queen's Department of Pathology and Kingston General Hospital were invited to conduct a community hospital laboratory inspection for CAP in New York State. Degraff Memorial Hospital is a 150 bed not for profit institution in North Tonawanda, a suburb of Buffalo. Accompanying the Team Leader, Dr. Sandip SenGupta, were Dr. Chris Collier (Automated and Special Chemistry labs and Urinalysis inspection), Dr. Lois Shepherd (Hematology and Immunology labs and Transfusion Medicine service inspection), Dr. Caroline Rowlands (Anatomic Pathology, Cytopathology inspection) and David More (Laboratory general inspection: safety, LIS, quality assurance, specimen collection). Dr. SenGupta also conducted the Point of Care testing inspection. The one day inspection went very well and was a useful learning

experience for us. A handful of Ontario hospitals and private laboratories have sought CAP laboratory accreditation. At Kingston General Hospital we participate in several CAP proficiency testing surveys which is the first step in achieving CAP accreditation. The CAP inspection process demands that laboratorians pay particular attention to careful documentation of all aspects of their operation. Though time consuming and energy intensive (and not cheap!), obtaining CAP accreditation is a worthwhile objective for us to pursue over the next couple of years, given that we are a major regional laboratory services provider with a variety of clients throughout South eastern Ontario. A complete set of CAP "checklists" by discipline is now present in the department and Dr. SenGupta will make these available to the appropriate division supervisors so that we can begin to review our own performance. In the near future, we will attempt to organize a "self-inspection" of our laboratories.
Sandip K. SenGupta, M.D.

R esident S tuff

Where oh where have all the residents gone?
Last week (July 2nd-4th) there

were a few goodbye events down in Richardson and downtown on one of the pub patios for outbound residents.

R esearch S tuff

Summer Safety Note.


Members of the department working in laboratories are reminded that

**WEARING SHOES WITH
OPEN TOES IS NOT
ACCEPTABLE.**

A warning will be issued on the first occasion, but subsequent infractions will require the offender to leave the building immediately and not return until the shoes are changed.

Have a safe and enjoyable summer!

Blake Gubbins, Safety Officer



by Professor Bonk. Anyway, one year there were these two guys who were taking Pathology and who did pretty well



ELECTRON MICROSCOPY

This an advertisement for the Electron Microscope Facility, in the Faculty of Health Science at Queen's University.

Have you ever wondered what your cells really look like?

Do you need that illustration of the ultrastructure of your cells to complete your paper?

Would you prefer Transmission or Scanning EM?

We are happy to provide you with the pictures you need.

All you have to do, is to call:
**John DaCosta at 4903, or
Bob Temkin at 4916.**

They will provide you with fixative and instructions for the initial preparation. Return the fixed cells and your picture can even be forwarded by mail!

You can do any part of the processing yourself, and you probably want to see the tissue in the microscope and select the areas to photograph. If you prefer, you do not have to use the instrument, this can be done for you.

There is a charge for this service, but it is strictly cost-recovery.

Undergraduate News

A new exam for Path410?

Introductory Pathology at Queens University has been taught for about a zillion years

on all of the quizzes and the midterms and labs, etc., such that going into the final they had a solid A. These two friends were so confident going into the final that the weekend before finals week (even though the Path final was on Monday), they decided to go up to Hull and party with some friends up there.

So they did this and had a great time. However, with their hangovers and everything, they overslept all day Sunday and didn't make it back to Kingston until early Monday morning. Rather than taking the final then, what they did was to find Professor Bonk after the final and explain to him why they missed the final. They told him that they went up to Hull for the weekend, and had planned to come back in time to study, but that they had a flat tire on the way back and didn't have a spare and couldn't get help for a long time and so were late getting back to campus.

Bonk thought this over and then agreed that they could make up the final on the following day. The two guys were elated and relieved.

So, they studied that night and went in the next day at the time that Bonk had told them. He placed them in separate rooms and handed each of them a test booklet and told them to begin. They looked at the first problem, which was something simple about tumour cell invasion and was worth 5 points. "Cool" they thought, "this is going to be easy." They did that problem and then turned the page. They were unprepared, however, for what they saw on the next page. It said:

(95 points) Which tire?

Grants & Deadlines

Sessions on Grantsmanship for Biomedical Researchers

The Office of Research Services have held several "grantsmanship sessions in the past couple months. The next and final session will be held on Wednesday, August 6th at 1:00 pm, location TBA. If you are planning to attend please confirm with Dale Hilson at

hilsond@post.queensu.ca or call 7316.

Hospital for Sick Children Foundation

In order to pre-screen grant applications which are relevant to the mission and goals of the Hospital for Sick Children Foundation, a Letter of Intent has been incorporated into the External Grants Program Application Program. Upon the strength of the Letter of Intent, the Foundation's Grant Review Committee will select for further review projects that most closely adhere to the funding priorities described in the guidelines of the Application form. Deadline for Letter of Intent is **September 5, 1997**. Deadline for proposals passing the letter of intent phase is **October 24, 1997**.

Molecular Mechanisms of Disease Prize

The Department of Pathology at Stanford University School of Medicine in conjunction with the support of the Wolfe and Gita Churg Foundation annually awards a \$5,000 prize to a postdoctoral fellow or junior faculty within three years of the first appointment for outstanding scientific contributions at a fundamental level to the understanding of molecular pathological processes, particularly of the cardio-pulmonary system.

Please nominate outstanding individuals who may come from your laboratory or elsewhere. Inform the nominee of your choice to submit their curriculum vitae and bibliography, and a one-page description of their scientific contributions by **September 15** to Klaus Bensch, MD, Professor and Chairman, Department of Pathology, Stanford University School of Medicine, Stanford University Medical Center, Stanford, CA 94305, USA.

1997 Eli Lilly Fellowship for Mature Women's Health Research

Eli Lilly Canada is pleased to announce the initiation of a fellowship program for women's health research. This competition is specifically designed to provide funding in support of researchers who hold an academic position in Canada and are actively involved in mature women's health research including osteoporosis, uterine or breast disorders, diseases of the cardiovascular system or the CNS. Deadline for receipt of applications at Eli Lilly Canada is **August 31, 1997**. For further information please contact Jill Harris, Eli Lilly Canada, Tel. 416-693-3524 or Fax. 416-699-7352.

Dystonia Medical Research

Foundation Grants

Research for this grant must be hypothesis driven. Studies typically focus on genetics, human brain tissue, anatomic and physiology of the basal ganglia and relevant brain circuitry. The deadline for applications is **December 30, 1997**. For copies of the application policies and forms contact Laura Vaughan-Evans, Office of Research Services, ext. 5844 or by e-mail lv8@post.queensu.ca.

Scleroderma Federation/United Scleroderma Foundation

The Scleroderma Federation and the United Scleroderma Federation jointly announce competitive awards for basic research grants related to scleroderma. Studies may be carried out at the molecular, cellular, animal, or patient level in relevant scientific disciplines. All grants will be reviewed for scientific merit and relevance. Grants are for one year and budgets up to, but not exceeding \$50,000 are acceptable. Deadline is **September 15, 1997**. For more information see Barb in Dr. Manley's office.

NSERC Advance Material Requirements

All researchers who intend to apply for a Research Grant in the 1998 competition must

submit a Notification of Intent to Apply for a Research Grant (form 180) and related documents by **August 15, 1997**. Discipline Code Books have been replaced by Research Subject Codes. For further information please see Barb in Dr. Manley's office.

1998 Clinical Scientist Awards in Translational Research - Burroughs Wellcome Fund

The Office of Research Services has received an announcement for this new award program. It is significant in terms of amounts available for an award. Queen's is allowed to put forward two applications. Candidates must have an MD or an MD/PhD degree. The deadline for receipt of applications is **November 3, 1997**. In case we have more than two applications, the Faculty deadline will be **October 15, 1997** so that Queen's can undertake a review and selection process. Applications should be submitted to Dr. T.G Flynn, Faculty of Health Sciences. Original copies of the application form are available in the Office of Research Services, Fleming Hall, Jemmett 301. For a copy of the guidelines see Barb in Dr. Manley's office.

KGH News

THE KGH CONNECTION

! Teleconferences/Education for July:

No teleconferences for July or August.

! Hospital Renovations/Construction

- Renovations continuing on Victory 3 (Dep't of Surgery offices), Kidd 4 (Burn Unit) and Kidd 6 (Sleep Lab)



! Miscellaneous

- No floors are scheduled to close this summer! (It's gonna be a long, hot summer...)
- Market truck will be outside KGH main entrance July 11, July 25, August 8

What's Happening in the Labs?

Update on construction:

Douglas 2 is nearly completed, and Histology is scheduled to move after July 14. Douglas 3 is gutted and is expected to be ready for Microbiology after



August 11. Construction is due to begin on Douglas 4 for Cytogenetics around August 5, with a proposed move date of August 31.

Submitted by Shirley McDonald, Infection Control

Library News

Lots of changes in the Path Library of late. Most of the workstations have been overhauled and all now come equipped with Corel PerfectOffice.

Network News

by Kevin Kell

Pegasus Mail for Windows Update

This was installed in Mid June. V2.54 is the last release there will be in the v2.xx family of Pegasus Mail for Windows - we have begun work on v3.0, which will have a number of

important new features. V3.0 will be available before the end of this year.

What's new in v2.54?

-

WinPMail v2.54 fixes some small problems in v2.53 and adds a number of useful new capabilities.

Attaching mail messages: You can now attach mail messages to any message you compose by dragging them from the folder and dropping them into the message: you will find that the drop dialog contains a new option, "Attach instead of including". When you attach a message in this way, WinPMail will preserve all its headers and information, and will package it in a special way that will allow other mailers to recognize that it is a mail message.

Improved printing: WinPMail now prints an informative footer including the page number and date/time of printing. Printing should also be more reliable

under Windows NT in this version. If you have turned on italic display of quoted text in the "Message reader

options" preferences page, then WinPMail will now also print quoted text in italics.

Notepads: WinPMail has a new Notepads option on its Tools menu. Notepads are simply scrapbooks you can use to keep notes, store text or to use to compose and print simple documents. You can have an unlimited number of them, and they are automatically saved and can be imported and exported (users of the v2.54 preview release should note that the Find/ Replace, Check spelling and Glossary commands now work in notepads).

Word wrap in the reader: A rare line wrapping problem that could cause WinPMail to hang in the message reader has been fixed.

Large replies and forwards: WinPMail no longer crashes if you try to reply to or forward with editing any message larger than 30Kb.

Addressbook searching: Using the "Find text" command in an addressbook now searches every field in each address book entry, making it possible to search for e-mail addresses and phone numbers.

Subscription helper support: WinPMail now supports an Internet Draft Standard that allows easier subscription and unsubscription from mailing lists.

Real newspaper headlines from US Papers: "Blow to head is common cause of brain injury".

Cablenet Internet Service: COGECO has now expanded the service area for Queen's at Home to cover all residential areas east of Sir John A Macdonald Blvd. between Princess St. and Lake Ontario, plus a few blocks north of Princess St. The Web page has been updated with a new map to reflect this. See <http://www.its.queensu.ca/network/QatH/index.html>

TEN COMMANDMENTS OF COMPUTER ETHICS: Mitch Betts believes these ten rules should be followed when computers are used. Most are just common unwritten rules of society but need to be written to move these rules from the physical to the computerized.

1. Thou shalt not use a

computer to harm other people.
 2. Thou shalt not interfere with other people's computer ware.
 3. Thou shalt not snoop around in other people's computer files.
 4. Thou shalt not use a computer to steal.
 5. Thou shalt not use a computer to bear false witness.
 6. Thou shalt not copy or use proprietary software for which you have not paid.
 7. Thou shalt not use other people's computer resources without authorizing a proper compensation.
 8. Thou shalt not use other people's included output.
 9. Thou shalt think about the social consequences of the program you are writing or the system you are designing.
 10. Thou shalt always use a computer in ways that demonstrate consideration and respect for your fellow humans.

From Betts, Mitch, "The Ten Commandments of Computer Ethics", Computer World, Vol.27 Is23 (Jun7,1993), p.84.

Pathology News Submissions

SUBMISSION DATE:
 Pathology News will be mailed to all faculty, housestaff, graduate students, and anyone who requests it on the Thursday following the first Monday of

the month. The next deadline date for submission will be ***Tuesday August 5th, 1997***

Send items (in order of preference) by: 1) email, 2) floppy disk, 3) paper mail, or 4) FAX.

If the submission is lengthy and if publications number more than 1 or 2, please send on disk (which will be returned promptly) in virtually any format or put on the Pathology network, location *pathology\drive2:general\path news (more commonly mapped as drive g).*

Please type or print your submission and have it in a form ready to cut and paste into the newsletter.

Don't forget to indicate who submitted the information.

RETURN TO:

Email:

kell@cliff.path.queensu.ca

Regular Campus Mail:

Kevin Kell, Rm. 411,
 Richardson Labs, Queen's
 University, Kingston, Ontario
 K7L 3N6 Canada
FAX: 613- 545-2907