

## INSIDE

*For Your Info* ..... 1  
*Appointments, Awards & Professional Activities* ..... 1  
*Employment Wanted* ..... 1  
*Employment Offered* ..... 1  
*Calendar of Events* ..... 2  
*General News* ..... 2  
*Resident's Column* ..... 2  
*Graduate News* ..... 3  
*Undergraduate News:* ..... 3  
*Grants & Deadlines* ..... 3  
*Focus on Research* ..... 4  
*The Dieu News* ..... 4  
*The KGH Connection* ..... 4  
*Health & Safety Report* ..... 4  
*Computer Support* ..... 4  
*Pathology News Submissions* .. 6



## For Your Info

- \* Friday April 5th is a Statutory Holiday for Queen's & KGH & HDH
- \* Monday April 8th is a Holiday for KGH & HDH
- \* Daylight Savings should come into effect this weekend
- \* The KGH-Queen's Internet Link bandwidth was doubled last month...
- \* Congratulations to Christine O'Brien (Bloodbank) on the birth of a daughter!
- \* Laboratory Outreach: congratulations on signing Perth and Smith Falls District Hospital to a 5 year contract!



## Appointments, Awards & Professional Activities

**Dr. Robert Kisilevsky** has been honoured by the Alzheimer Society of Canada with the prestigious *Prix d'Excellence - Claude P. Beaubien - Award of Excellence*. The award is presented annually to a Canadian scientist for excellence in research in various aspects of Alzheimer's. Dr. Kisilevsky will receive the award on April 25 in Ottawa.

### Service Milestones

Wendy Durant, Microbiology - 5 years  
Karen Gray, Histopathology - 5 years

## Employment Wanted

### Summer Position

Aryn Martin, who will be graduating from Life Sciences this spring is looking for summer employment in a research laboratory. Her background is primarily in molecular biology, and she is currently working on a Pathology 420 project in Cytogenetics. If you are interested and would like to see a copy of her C.V. please see Barb in Dr. Manley's office.

## Employment Offered

### University of Toronto

### Banting and Best Department of Medical Research

The Department is seeking to fill a tenured or tenure-track position in areas related to fundamental aspects of Molecular Medicine. Applications from established investigators will be considered; academic rank and salary will be commensurate with the experience of the successful application.

Applicants should forward a curriculum vitae and an outline of research interests, and arrange for three letters of reference to be sent directly to Dr. Jim Friesen, Professor and Chair, Banting and Best Department of Medical Research, University of Toronto, 112 College Street,

**Pathology News**  
**Department of Pathology**  
**Richardson Labs**  
**Queen's University**  
**Kingston, Ontario,**  
**Canada**

Our WWW Home Page:  
<http://meds.queensu.ca/medicine/pathology>

Published Monthly  
Circulation 140

For submissions, please see  
the last page for details.

Toronto, Ontario, M5G 1L6 by **June 15, 1996.**

### **Chedoke-McMaster Hospitals Hamilton, Ontario**

A position is available for a full-time Anatomical Pathologist with particular interest in surgical Pathology and Cytology at McMaster University Medical Centre. The successful candidate needs to have, or be eligible to obtain the fRCPC in pathology and a license to practice Pathology in Ontario. Preference will be given to candidates with a demonstrated academic background, interest or an established research program in molecular techniques, for which dedicated time is available. Supervision of pathology residents is also required. Salary and academic rank are commensurate with experience. Applicants should send their C.V. and the names of three referees to: Dr. R.H. Riddell, Dept. of Pathology, 2N19 McMaster University Medical Centre, Hamilton, Ontario L8N 3Z5

### **PATHOLOGIST**

Queen's University, Kingston, Ontario  
Applications are invited for one full time Staff Pathologist position involving diagnostic service, teaching and scholarly activity at Queen's University. The appointment will be at a university rank commensurate with expertise and experience and within the Kingston Hospitals' Division of Hematopathology. The Department of Pathology at Queen's University has an exceptional record of strength in cancer biology, hemostasis and thrombosis, and molecular genetics research, in residency training, and regional laboratory management. The general and academic ambience of Kingston and Queen's University is highly conducive to the enjoyment of life and the development of one's career.

Specialized training in hematopathology and expertise in bone marrow interpretation and the diagnosis of leukemias and lymphomas will be considered an asset. The successful candidate may be capable of directing an integrated hematopathology division and/or may want to combine service,


teaching and research within a highly accomplished clinical academic unit. For interested candidates, there may be opportunities for direct patient care or concentration on a research career. Applicants must have their certification or the equivalent in one of hematopathology, anatomic pathology or general pathology.

The position will be available July 1, 1996 and must be filled by July 1, 1997.

In accordance with Canadian immigration requirements, this advertisement is directed to Canadian citizens and permanent residents. Queen's University has an employment equity program and encourages applications from all qualified candidates, including women, aboriginal peoples, people with disabilities and visible minorities.

Please submit a letter of application, a curriculum vitae and the names and addresses of three referees to:

Dr. Paul Manley, Professor & Head,  
Department of Pathology,  
Queen's University  
Kingston, Ontario K7L 3N6  
Canada  
Voice: 613-545-2850  
Fax : 613-545-2907  
E-mail: manley@cliff.path.queensu.ca



## **Calendar of Events**

**Department of Pathology Research  
Seminars: Tuesdays, 4:00 pm  
Richardson Amphitheatre,  
Richardson Labs  
Topics are TBA.  
April 9th, 1996 Dr. W. Muller**

Neuroscience Seminar Series  
**Wed April 3rd, 4:30 pm Botterell  
B139  
B.J. Sessle, University of Toronto  
"Brainstem mechanisms underlying**

*orofacial pain: neuronal, neuromuscular and neurochemical features".*

**Wed April 10th 4:30pm Botterell B139  
R.A. Murphy, Montreal Neurological  
Institute "Production and processing of  
neurotrophins in secretory cells"**

For more info contact P. Zarzecki  
email PZL@biomed.queensu.ca

## **General News**

The KGH Spectrum often publishes "testimonials"... so here is one for us!  
"I wanted to thank you personally for the support shown by some of your hospital's staff last month. On the 19th of January, a group of my students visited KGH and had a tour of some of the labs. The tour included visits to cytogenetics, DNA, Electron microscope, and the Development Labs. Dr. Taylor, Ed Tyerman, John DaCosta and Blake Gubbins shared their enthusiasm for their work with the 13 students from Napanee and District Secondary School. They took the time to explain what they did and how KGH benefited the greater Kingston community. I appreciated their comments on the need for the students to work hard in school in order to prepare for the future. All of the students found the trip most exciting! I especially want to thank Anne Hanley for her efforts in helping me organize the trip. She not only took the time to coordinate the visits but she also was a great hostess. Rick Briese, Napanee District Secondary School

## **Resident's Column**

No submission so we're going with some jokes instead!

Internet newsgroup joke

## Graduate News

### Schedule of Dates for the Spring 1996 Degree List

April 4, 1996 Last date for submitting thesis for Master's Oral Examination  
 April 19, 1996 Last possible date for holding oral thesis examination  
 April 26, 1996 Last possible date for submitting thesis to Graduate School for final permanent binding.

Path825 The exam is scheduled for April 10th 9:00-11:00 am in Richardson Labs Room 101

A reminder to Faculty re: **Exam Marks deadline Friday April 19th by 3:00pm** to Jean or Cheryl

## Undergraduate News:

A reminder to Faculty re: **Path 420 Thesis Marks deadline Monday April 29th 3:00pm** to Jean or Cheryl.

## Grants & Deadlines

The following is a list of various grant application information received in the department. For applications and more detailed information on any of these grants please see Barb in Dr. Manley's office.

### Principal's Development Fund

The Principal's Development Fund for Visiting Scholars will again be allocating funds to faculties who apply for the 1996-97 academic year. This fund is to encourage academic visits by women, members of visible minorities and aboriginal people. Submit names of proposed visitors, along with a proposed budget and itinerary directly to Katherine Christmas, Faculty of Medicine, 230 Botterell Hall.

### Health Services Research Fund

The Government of Canada has committed \$65 million over the next five years, to fund research in health services, to be administered by the MAC.

### American Lung Association

Research Awards and Grants, 1997-98  
 The American Lung Association offer the following awards with the following deadlines. For more detailed information on each see Barb in Dr. Manley's office.

Research Training Fellowships	-
deadline October 1, 1996	
Clinical Research Grants	-
deadline November 1, 1996	
Lung Research Dissertation Grants	-
deadline October 1, 1996	
Research Grants	-
deadline November 1, 1996	
Career Investigator Awards	-
deadline October 1, 1996	
Dalsemer Research Scholar Award	-
deadline November 1, 1996	

### Medical Research Council "Youth Experience Pilot Project"

The MAC and Human Resource Development Canada have developed a "Youth Experience Pilot Project" to give experience and training to people with a science background which will result in their having increased chances in obtaining employment. This program is supported by Human resources Canada and is called a Job Creation Initiative.

The program will be administered through the Employment Canada office. Selected and eligible individuals will, by working in the laboratory, obviously gain practical experiences. Investigators should be MAC funded.

If you are interested in this program please provide Dr. A. Clark in the Faculty Office with a brief description of the overall research program and an indication of the techniques, etc. on which a trainee would gain experience. For more information call Dr. Clark.

### NSERC

**Please note:** effective immediately NSERC is strictly applying the requirement that *all NSERC applicants must have at least a three year appointment at the time of application.*

The criteria are found in the Researcher's Guide, chapter 1, page 5.

### Crohn's and Colitis Foundation of Canada

**A new call for applications.** The deadline for the CCFC Grants in Aid of Research Program will be changed to **November 1, 1996.**

**The Charles A. and Anne Morrow Lindberg Foundation** - Deadline June 11, 1996

**Canadian Liver Foundation**, Summer Studentship Awards - Deadline March 15, 1996

**Saunders Matthew Fund for Breast Cancer Research** - Deadline April 14, 1996

**Parkinson Foundation of Canada** (research grants, fellowships and The Wherrett Fellowship) - Deadline April 30, 1996

The **International Atherosclerosis Society** has a Fellowship Program to support travel funds for investigators. Last year a special award for junior investigators aged 35 and under was named in honour of Dr. Daria Haust for her achievements in basic atherosclerosis research and her invaluable work as a founding and long term executive member of the Society. The Fellowship is reviewed twice a year and the Daria Haust Award deadline is October 1. For further information and application forms see Barb in Dr. Manley's office.

### CANADA COUNCIL - KILLAM PROGRAM

#### The Izaak Walton Killam Memorial Prizes

The Canada Council normally awards up to three prizes annually, one in each of the categories of: the natural sciences, engineering, and the health sciences. Prizes are in the amount of \$50,000. Scholars cannot apply on their own behalf, but must be nominated by three experts in their fields. Full details of the nomination procedure are contained in a booklet which is available from the Office of the V-P (Research).

#### Killam Research Fellowships

Fellowships are offered on a competitive basis to support researchers in any of the following fields: humanities, social sciences, natural sciences, medicine, engineering, and studies linking any of the disciplines within these broad fields. The Fellowships provide partial or full salary replacement to a maximum of \$53,000. Full details and application forms may be obtained from Carol Clouston (7316) in the Office of Research Services. **Deadline is June 28, 1996.**

**If you are planning to submit a Killam application please contact Dr. Bruce Hutchinson, Director of Research Services for advice.**

BECAUSE NOT MORE THAN 15 NEW RESEARCH FELLOWSHIPS ARE AWARDED EACH YEAR, EACH UNIVERSITY IS ASKED TO LIMIT APPLICATIONS TO A FEW EXCEPTIONAL SCHOLARS ONLY.



## The Dieu News

No submission this month.



## The KGH Connection

Submitted by Shirley McDonald

### ! Teleconferences/Education for April/May:

Wed., April 3 (0900-1700): "Basic Rescuer"

Fri., April 26 (0830-1230): "Heart Saver"

ALL TELECONFERENCES/VIDEOCONFERENCES HELD IN

### TRAINING & DEVELOPMENT, EMPIRE 1, UNLESS OTHERWISE STATED

#### ! Hospital Library (Dietary 3)

- The following new books and guidelines are available for loan:
  - "The Epidemiology of Quality" (Kazandjian)
  - "Peripheral Nerve Disorders 2" (Asbury, Thomas)
  - "Reoperative Urology" (Cohen, Resnick)

#### ! Hospital Renovations

- Construction on the "corner" of Douglas 2 and Connell 2 are currently underway to upgrade the nurses' locker room and to provide new offices for O.R. staff.

#### ! Miscellaneous

- Beginners' Step Class - beginning April 18 - June 4 from 1210 - 1255 hrs in the Bawden Gym, Tuesdays and Thursdays. Register with Pam Pero at KGH ext. 4496 (13 classes for \$20.00).
- KGH Golf Day - tentatively scheduled for Friday, June 14. Contact Norm Meyers (KGH ext 4299) if interested.
- Canada's Wonderland tickets - low rates for May - July/96. Tickets available at Cashier in Davies 1 lobby.
- Annual New York trek - room is still available for Sep. 26-29 or Oct. 24-27. For info, call Elsie or Michelle (KGH ext 4624).

#### What's Happening in the Labs?

##### CONSOLIDATION OF LABORATORY SERVICES

- On March 27 the Haematology and Chemistry laboratories merged into a single core laboratory located on Douglas 1. Despite the expected initial "chaos", work resumed as usual, and everyone is settling down to new quarters and routines with renewed vigour and purpose (right?).
- The Cytology laboratory will move (the first week of April) to the space vacated by Haematology on Douglas 5, adjacent to the Histopathology laboratory. This move allows for better management of the two areas as well as virtually closing

the fifth floor at night, since neither of these labs operates after 5:00 pm.

## Health & Safety Report

### Radiation Badge Update

Recently there has been an increase in the number of people requiring radiation badges. This has led to a temporary shortage. We currently distribute up to 70 badges each quarter and this has to date been sufficient. The next change of badges will take place during the week ending 12th April, and we will have a total of 75 badges available. Supervisors are asked to let me know if they anticipate any significant changes in their requirements and arrangements will be made to accommodate them.


### Radiation Safety Inspection

The Department of Environmental Health and Safety made a surprise inspection of the 5th Floor Laboratory some weeks ago. The results were most satisfactory and the standard set there was used as a benchmark for other inspections on campus. Congratulations to all concerned in keeping the workplace a safe place to be in.

### Fire Safety Inspection

On 18th March, Bob Bell and a group of Kingston Fire Fighters inspected Richardson Laboratory. As well as being a routine safety inspection, this served as an opportunity for the firemen to familiarize themselves with the features of this building, including sprinkler systems, location of gas cut-off valves, fire extinguishers, flammable fluids, and possible hazards from radioactive materials. As a result of this tour, the firefighters are much more confident in their ability to handle some of the unique hazards which exist in laboratories such as ours.

Blake Gubbins, Safety Officer,  
Richardson Laboratory





# Computer Support

## Contact for Problem/questions related to:

### KGH Floors

- Pathology Novell Network
- Kevin Kell Q-4889
- Hardware/Software
- KGH K-1396
- Connection to Queen's services
- Kevin Kell Q-4889
- Lab Information System
- KGH K-1396
- Software Licences
- Department Manager



### Queen's Offices

- Pathology Novell Network
- Kevin Kell Q-4889
- MVS, PCICS, Internet Services, Computing Services questions
- Kevin Kell Q-4889
- Computer Hardware
- Ed Tyerman Q-4901
- Software
- Kevin Kell Q-4889
- Software Licences
- Dave Piper, Kevin Kell

## The Top 11 Reasons Why You Can't Find Your Computer System Administrator.

1. They are on holiday for the first time in 5 years
2. They are in the basement conducting the rituals to keep the machines running
3. They are in the hospital (Connell 4) suffering from an overdose of caffeine.
4. They are chained to their desk in the basement dungeon which only the Head has the key for.
5. They electrocuted themselves while installing some cabling near the main power cable. Since the body is the only thing keeping the power flowing, the management boarded up the body and pretended they still had a system

administrator.

6. They finished a double shift and are out in front wondering what the big burning bright ball in the sky is.
7. They've snapped, started muttering about "this damned post office" and left for the nearest gun store.
8. They're seeing a therapist who doesn't have any computers in their office, a non-threatening environment
9. They're hiding in a wiring closet.
10. There's more caffeine than blood in his veins and he was last seen hopping down the Douglas 2 hall pretending to be a pogo stick.
11. Down at the cafeteria for the Xth time today getting a grande cafe mocha with an espresso chaser.

## Library News


The Richardson library now sports 3 workstations dedicated for student use with telnet-to-Qlink capability and access to a printer. The 4th workstation is primarily for graphics work and also now has printer access. For a full list of the details and capabilities of these workstations, see Kevin.

A request has been made to attempt to save power whenever possible, so it would be appreciated if you can turn the monitors off (but not the computer!) On Workstations 2-4 when not in use. #1 will shut itself off when not in use.

## Mail News

**Mail statistics:** The following are the number of pieces of E-mail arriving and departing our mail server for the last few months:

1995 August:	2238
1995 September:	2509
1995 October:	3022
1995 November:	3193
1995 December:	2355
1996 January:	3156
1996 February:	4251
1996 March:	3591



## Software Upgrades

Netscape v2.01 for windows is now available on the server. This maintenance version plugs a couple of known security holes.

## Hard drive failure

On Friday morning, March 22nd, our file server suffered a drive failure. Worse yet, it failed right in the middle of the regularly scheduled backup. The delays you may have been experiencing over the past week have been the attempts to restore all of the data from the failed drive backups. At this moment, it looks like all of the data has been recovered (affecting a small number of users... don't worry... if you haven't heard about this from Kevin you weren't affected! :)

## Instructional Material

Inhouse Video Tapes:

- #1 Wordperfect for Windows Beginning and Intermediate with some Advanced #1 (6 hours)
- #2 Wordperfect for Windows Advanced #1 and #2 (3-4 hours)

Queen's computing services is running the following educational courses over the next few weeks. If you are interested in any, get a registration form from me (Kevin), fill it in and return to Queen's. **You will require your Queen's staff card to register. KGH and other employees are no longer eligible to register for these courses.**

1996 (S)=Seminar (W)=Workshop

### Apr 24, Wednesday at 1:30pm-4pm,

(Stauf-007) Introduction to Web Publishing on a Windows PC  
Instructor: R. Chan

### Apr 25, Thursday at 9am-12noon,

(Stauf-007) WordPerfect 6 for Windows - Advanced Features (S) Instructor: V. Meulenbroeks

### Apr 25, Thursday at 9:30am-12noon,

(Stauf-008A) Introduction to Web Publishing on a Macintosh Instructor: M. Fleming

### May 23, Thursday at 9:30am-11am,

(Stauf-121) Introduction to Microcomputers: Hardware (Part 1)

Instructor: B. McDonald  
**May 29, Wednesday at 1:30pm-4pm,**  
 (Stauf-007) Introduction to Electronic  
 Mail Using Eudora. Instructor: B. Joslin

**May 30, Thursday at 9:30am-11am,**  
 (Stauf-121) Introduction to  
 Microcomputers: Hardware (Part 2)  
 Instructor: B. McDonald

For KGH users on the PCS system, there  
 are a number of courses including "Intro  
 to Windows" available. Contact  
 Nicole Florent, PCS Education  
 Coordinator, at K-2879

For Queens' Users, try to register for one  
 of the Computing Services seminars/  
 workshops listed previously.

All graphics seen in this newsletter are in word perfect 6.1 .wpg  
 format and are available from the Department Novell network. Back  
 Issues of this newsletter are also available from Kevin Kell.

## Pathology News Submissions

**SUBMISSION DATE:** Pathology News  
 will be mailed to all faculty, housestaff,  
 graduate students, and anyone who  
 requests it on the Thursday following the  
 first Monday of the month. The next  
 deadline date for submission will be  
**Monday May 6th, 1996**

**Send items (in order of preference) by:**  
**1) email, 2) floppy disk, 3) paper mail,**  
**or 4) FAX.**

**If the submission is lengthy and if  
 publications number more than 1 or 2,  
 please send on disk (which will be  
 returned promptly) in virtually any  
 format or put on the Pathology  
 network, location *sys:general/pathnews*  
 (*more commonly mapped as drive f*).**

**Please type or print your submission  
 and have it in a form ready to cut and  
 paste into the newsletter.**  
 Don't forget to indicate who submitted  
 the information.

**RETURN TO:**  
**Email: *kell@cliff.path.queensu.ca***

**Regular Campus Mail:**  
**Kevin Kell, Rm. 201, Richardson  
 Labs, Queen's University, Kingston,  
 Ontario  
 K7L 3N6 Canada  
 FAX: 613- 545-2907**

**In Memoriam:**  
 DR. HENRY ZOLTAN MOVAT, MD  
 (Innsbruck), MSc, PhD (Queen's)

*"A teacher affects eternity: he can never  
 tell where the influence stops." - Henry  
 Adams*

Dr. Henry Z. Movat, Professor Emeritus  
 of the Department of Pathology at the  
 University of Toronto died on October  
 30, 1995 at 72 years of age.

Dr. Movat was a highly respected scholar  
 at the University of Toronto, and an  
 outstanding innovative scientist whose  
 many contributions to several areas of  
 biological sciences have been known  
 throughout the world not only to  
 Pathologists but also to investigators in  
 related fields. The latter attributes are  
 reflected in his numerous publications in  
 leading, peer-reviewed scientific  
 journals, books and chapters (until 1986  
 totalling almost 200), and his  
 distinguished academic career is well  
 documented by the scholastic record at  
 his base University of Toronto ( U of T)  
 where he was active for over 33 years.

What is less known is the instrumental  
 role that Henry played in the  
 development and establishment of the  
 kind of quality in the Department of  
 Pathology at Queen's University that  
 ultimately made it a leading centre in  
 investigations and education in this  
 discipline in Canada.

The purpose of this writing is not only to  
 pay tribute to Henry but to draw attention  
 to the above role. Of necessity, the  
 present tribute will have a personal slant.

Let us first look at the background of Dr.  
 Henry Movat. Henry was born in  
 Timisoara, Rumania and received his  
 undergraduate education in medicine in

Vienna and Innsbruck, Austria.  
 Following his graduation in 1948 he  
 spent a year in Pathology and another in  
 Medicine at the University of Innsbruck  
 before emigrating to Canada in 1950.  
 After a year of rotating internship and  
 two years in Pathology at the Ottawa  
 Civic Hospital, he came to Queen's  
 University in 1953 to begin his graduate  
 studies in the Department of Pathology.  
 He was the very first and only graduate  
 student and his supervisor was Dr.  
 Robert H. More, who assumed the  
 Chairmanship of the Department in  
 1951. Upon graduation (MSc & PhD)  
 Henry left Queen's in 1956 for a  
 fellowship year in Pathology at Memorial  
 Center for Cancer and Allied Diseases,  
 New York, N.Y. He returned to Canada  
 in 1957 accepting the post of an  
 Assistant Professor in Pathology at the U  
 of T. The then Chairman of the  
 Department, Dr. John Hamilton, in  
 recognizing Henry's potentials, provided  
 him with support and much  
 encouragement. It is important to recall  
 that in 1957 most of the investigative  
 work in Canada was largely in its  
 infancy.

Henry rose through the ranks to full  
 Professorship in Pathology (1965),  
 became the Head of the Division of  
 Experimental Pathology (1968-1982), a  
 member of the Institute of Immunology  
 (1971-1984) and Professor of  
 Immunology (1984). For ten years  
 (1972-1982) he was Coordinator of  
 Graduate Studies of the Department of  
 Pathology. At this point it might be  
 recalled that Henry was the only  
 Experimental Pathologist in late fifties at  
 the U of T and when he accepted his first  
 graduate student to join him, he  
 reactivated the graduate program after  
 over 25 years of dormancy. It was only  
 natural that when the Medical Sciences  
 Building (MSB) was completed, Henry  
 became the Head of the Division of  
 Experimental Pathology, and supervised  
 the work of numerous young aspiring  
 experimentalists (in the period 1958-  
 1986 Henry directed or co-directed the  
 work of 18 Post doctoral Fellows and 16  
 Graduate students: 9 Ph.D.'s and 7  
 MSc's). In 1969 he was awarded a 5

year MRC Career Investigatorship that later was extended to a lifetime.

Dr. Movat's investigative work began in the field of connective tissue disease; this was the subject of his thesis at Queen's. Soon, however, his interest broadened to other areas and alone or in collaboration with his colleagues he pioneered or contributed significantly to the knowledge of human atherosclerosis; human and experimental glomerulonephritis; anaphylaxis; neutrophils and platelets; the earliest process in inflammation; interactions of clotting and kinin systems; characterization of low-, and high-molecular weight kininogen, and to studies on bradykinin. Later he concerned himself almost exclusively with the nature of the inflammatory response, the quantitation of its various parameters and the role of prostaglandins and other mediators. The results of the work on inflammation yielded some of the original data on the potency and interaction of cytokines obtained *in vivo*.

To achieve progress in timely research Henry had the intuition and foresight long before most of his contemporaries in experimental Pathology, that the modern trends required more of the specialty than solely knowledge in morphology. Upon his return to Canada he moved quickly to utilize not only the new technique of electron microscopy, but also immunology and biochemistry. He utilized these new skills to study pathological processes, while in command of every step in the assimilated technological methods.

This thoroughness of Henry's approach to work was apparent at the time he was at Queen's; and at this point it seems appropriate to indicate that herein lies one of at least two important and lasting contributions Henry made unwittingly to the future development of the Department at Queen's.

Even though technical help was available, Henry himself took care of the fixation, dehydration, clearing and

embedding of his experimental tissues - all by hand and necessitating returning several times in the course of an evening to his laboratory. Moreover, slides destined for special studies and/or photography (theses; publications) were stained personally by Henry. Questioned by the then novice why he would "waste" so much time when a technician could do the job, Henry stated: "To be a pathologist par excellence, one must be familiar himself with every step of a given technique employed not only visually but also theoretically. How else can a pathologist point out to a technician what went wrong when the slide-preparations are not satisfactory, if he himself does not know every step?" To describe the reaction of this then novice to this statement as one of devastation would be putting it mildly, particularly in view of the large gaps in the knowledge in biochemistry taught in medical schools of Europe immediately after the WWII! But Henry's dictum was taken to heart, and with the improvement of knowledge in biochemistry (taken as a subject in the MSc-Program) this also became the novice's dogma: each graduate and postgraduate student and each postdoctoral fellow entering any program under her supervision in all the years to follow, had first to master the techniques to be employed in the work.

The quality of tissue preparation and staining permitted for formulation of concepts that were new "revolutionary" in the days when other, more modern, techniques were as yet not in use, and the Queen's Department, small as it was, became known as a centre of excellence in Canada and abroad.

The above mentioned "conceptual" approach to the results of work, whether it was in experimental or human investigation began, at least in the eyes of the same "novice", in mid-fifties by stimulated interchanges and philosophical discussions with Dr. Movat. The "WHY" and the "HOW" that somehow always crept into a conversation, induced often theoretical answers and speculations that in turn produced other sets of the "WHY" and

the "HOW". There was no end to Dr. Movat's stimulation of one's vision, despite the fact that he often laughed at being taken so seriously. How could he have known how many seeds of thoughts he was planting? In later years one could be never quite certain whether a given idea was not first inspired by Dr. Movat in one of the conversations carried out with him decades ago? When Dr. Movat left the Department this stimulus was painfully missed but soon one had begun to fill that void by conversing in similarly provocative terms with other colleagues and then slowly with one's own young coworkers (graduate, postgraduate students and postdoctoral fellows). Instrumental in maintaining and even broadening this stimulus was the overall atmosphere promoted by the leadership of the then Chairman of the Department, Dr. Robert H. More (1951-1966). This spirit of the conceptual approach to pathology, both experimental and diagnostic, was reinforced by appropriate formulation of manuscripts for publication and in presentations of papers at national and international meetings by most members of the Queen's Department a decade after Dr. Movat's leaving. Is it only an imagination that a tiny piece of his thoughts or spirit was a part of each of these?

Henry was not only a renowned and internationally acclaimed scientist. He was a broadly educated and versatile man, who was in command of five languages (English, French, German, Hungarian & Romanian), appreciated music, food & wine, and enjoyed gardening and visiting foreign places. Above all, he was a devoted family man to his lovely wife Ilse, their three sons and daughters-in-law and three grandchildren.

Deep words of sympathy go out to Henry's beloved wife, Ilse and the other members of his family. Those of us who had the privilege and pleasure to share some time with Henry will never forget him, as he continues living within us in one form or another.

M. Daria Haust, MD, **FRCP(C)**

--	--